

HIGH-PRESSURE MERCURY BLACKLIGHT LAMPS

TYPICAL APPLICATIONS:

- DISCO/STAGE/SHOW LIGHTING
- INDUSTRIAL & MEDICAL, ETC.

HIGH POWER, IDEAL FOR LARGE VENUE APPLICATIONS!



Technical Data

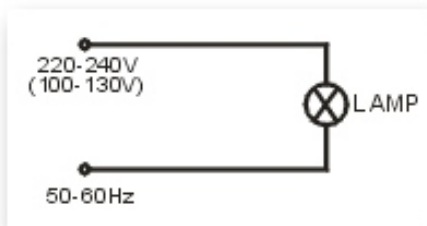
LYZ SERIES /WITH BUILT-IN BALLAST

Product Code	Wattage(W)	Voltage(V)	Operating Current(A)	Illumination (mW/cm2)	Wave Length (nm)	Diameter d(mm)	Length l(mm)	Base	Average Life(hrs)	Fig. No.
LYZ160	160	220-240	0.75	1.50	365	76	173	E27	1000	1
LYZ250	250	220-240	1.20	1.50	365	91	225	E27	1000	2
LYZ500	500	220-240	2.45	1.50	365	120	290	E40	1000	3

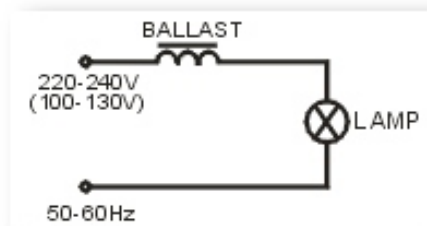
LHG SERIES /WITHOUT BUILT-IN BALLAST

Product Code	Wattage(W)	Voltage(V)	Operating Current(A)	Illumination (mW/cm2)	Wave Length (nm)	Diameter d(mm)	Length l(mm)	Base	Average Life(hrs)	Fig. No.
LHG125	125	220-240	1.25	1.50	365	76	173	E27	1500	1
LHG250	250	220-240	2.15	1.50	365	91	225	E27	1500	2
LHG400	400	220-240	3.25	1.50	365	120	290	E40	1500	3

Application schematics



LYZ SERIES



LHG SERIES

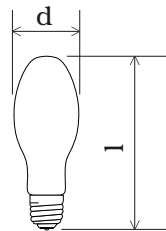


Figure 1

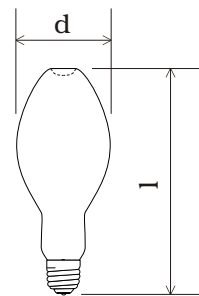


Figure 2

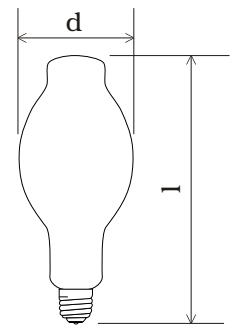


Figure 3

Application Notes

Mercury high power blacklight lamps are widely used for effects lighting such as UV flood or spot light fixtures; due to their high UV radiation, they are mainly for large venue applications. LYZ series lamps are with built-in ballast and can be used directly with mains voltage.

* Figures are not to scale.